


DOUBLE D ELECTRONICS LTD

DDA241 IF Signal Level Monitor

- * 8 channels of 50-200MHz monitoring
- * -60 to 0dBm input range
- * Level or window alarm thresholds
- * Alarm relay contact for each channel
- * 50Ω and 75Ω options
- * Group alarm outputs
- * Serial and network ports
- * 1U 19" rack mount
- * Configuration via RC&M and network ports
- * Redundant power supplies
- * Summary alarm output



The DDA241 can be used for monitoring the level of up to eight IF (50-200MHz) signals, with direct level monitoring capability as well as the ability to generate level-based alarms.

Signal levels (in dBm) are available through the RC&M port. There is an option to adjust the measured value by a constant offset, so that any splitter and cable losses can be taken into account.

Each channel also has alarm threshold detection; high and low thresholds and debounce time are fully configurable.

In addition to the individual alarm channels there are four alarm groups, to each of which any combination of inputs may be assigned. A group alarm is signalled if any of the assigned inputs is in alarm. This facility allows simple sharing of this unit among several subsystems, with an alarm output for each subsystem.

The unit may be configured either via the RC&M port, or through a standard 10/100baseT network port. The network interface supports both Telnet and a standard web browser. All configuration data is retained in non-volatile memory, and thus if RC&M is not required the unit may be configured from a laptop or similar. Each of the eight inputs may be configured as a simple level alarm, or a window-based alarm.


The unit includes a front panel display showing the alarm status of each input and group, and the power supply status.

SPECIFICATION

- Physical: 19" rack, 1U high, 260mm deep (excluding connectors).
- Power: 90-250V a.c., 50VA max. Redundant power feed (dual power supplies)
- Front Panel: Polycarbonate laminate showing alarm status for each channel and group, summary alarm, power supply status.
- IF Input: Eight inputs
50Ω or 75Ω BNC 50-200MHz (useable 10-250MHz).
Measurable input range -60dBm to +0dBm.
Typical absolute measurement accuracy ±1.0dBm
Typical relative accuracy ±0.3dBm
- Host Serial: 4-wire RS-422/RS-485, fixed 9600,7,e,1. Supports "Printable ASCII" and "STX/ETX" protocols for configuration and remote access.
- Network: 10/100BaseT RJ-45. Used for configuration via Telnet or web browser
- Channel Alarm: Configurable for each individual channel. Either:
a) Simple level alarm if above or below threshold
or b) Window-based alarm if inside or outside level band
Alarm output per channel - volt-free relay contact rated 30V d.c. 0.1A
Programmable debounce time for alarm - 0 - 255 seconds in 1 second increments.
- Group Alarm: Four groups
Any combination of inputs may be assigned to each group.
Alarm output per group - volt-free relay contact rated 30V d.c. 0.1A
- Summary Alarm: Volt-free changeover relay contact rated 30V d.c. 0.1A.

Ordering Information


- DDA241-25 8-channel unit, 50Ω input impedance, dual power supply
DDA241-27 8-channel unit, 75Ω input impedance, dual power supply



DOUBLE D ELECTRONICS LTD

DDA241 IF Signal Level Monitor

- * 8 channels of 50-200MHz monitoring
- * -60 to 0dBm input range
- * Level or window alarm thresholds
- * Alarm relay contact for each channel
- * 50Ω and 75Ω options
- * Group alarm outputs
- * Serial and network ports
- * 1U 19" rack mount
- * Configuration via RC&M and network ports
- * Redundant power supplies
- * Summary alarm output



The DDA241 can be used for monitoring the level of up to eight IF (50-200MHz) signals, with direct level monitoring capability as well as the ability to generate level-based alarms.

Signal levels (in dBm) are available through the RC&M port. There is an option to adjust the measured value by a constant offset, so that any splitter and cable losses can be taken into account.

Each channel also has alarm threshold detection; high and low thresholds and debounce time are fully configurable.

In addition to the individual alarm channels there are four alarm groups, to each of which any combination of inputs may be assigned. A group alarm is signalled if any of the assigned inputs is in alarm. This facility allows simple sharing of this unit among several subsystems, with an alarm output for each subsystem.

The unit may be configured either via the RC&M port, or through a standard 10/100baseT network port. The network interface supports both Telnet and a standard web browser. All configuration data is retained in non-volatile memory, and thus if RC&M is not required the unit may be configured from a laptop or similar. Each of the eight inputs may be configured as a simple level alarm, or a window-based alarm.


The unit includes a front panel display showing the alarm status of each input and group, and the power supply status.

SPECIFICATION

- Physical: 19" rack, 1U high, 260mm deep (excluding connectors).
- Power: 90-250V a.c., 50VA max. Redundant power feed (dual power supplies)
- Front Panel: Polycarbonate laminate showing alarm status for each channel and group, summary alarm, power supply status.
- IF Input: Eight inputs
50Ω or 75Ω BNC 50-200MHz (useable 10-250MHz).
Measurable input range -60dBm to +0dBm.
Typical absolute measurement accuracy ±1.0dBm
Typical relative accuracy ±0.3dBm
- Host Serial: 4-wire RS-422/RS-485, fixed 9600,7,e,1. Supports "Printable ASCII" and "STX/ETX" protocols for configuration and remote access.
- Network: 10/100BaseT RJ-45. Used for configuration via Telnet or web browser
- Channel Alarm: Configurable for each individual channel. Either:
a) Simple level alarm if above or below threshold
or b) Window-based alarm if inside or outside level band
Alarm output per channel - volt-free relay contact rated 30V d.c. 0.1A
Programmable debounce time for alarm - 0 - 255 seconds in 1 second increments.
- Group Alarm: Four groups
Any combination of inputs may be assigned to each group.
Alarm output per group - volt-free relay contact rated 30V d.c. 0.1A
- Summary Alarm: Volt-free changeover relay contact rated 30V d.c. 0.1A.

Ordering Information


- DDA241-25 8-channel unit, 50Ω input impedance, dual power supply
DDA241-27 8-channel unit, 75Ω input impedance, dual power supply



DOUBLE D ELECTRONICS LTD

DDA241 IF Signal Level Monitor

- * 8 channels of 50-200MHz monitoring
- * -60 to 0dBm input range
- * Level or window alarm thresholds
- * Alarm relay contact for each channel
- * 50Ω and 75Ω options
- * Group alarm outputs
- * Serial and network ports
- * 1U 19" rack mount
- * Configuration via RC&M and network ports
- * Redundant power supplies
- * Summary alarm output



The DDA241 can be used for monitoring the level of up to eight IF (50-200MHz) signals, with direct level monitoring capability as well as the ability to generate level-based alarms.

Signal levels (in dBm) are available through the RC&M port. There is an option to adjust the measured value by a constant offset, so that any splitter and cable losses can be taken into account.

Each channel also has alarm threshold detection; high and low thresholds and debounce time are fully configurable.

In addition to the individual alarm channels there are four alarm groups, to each of which any combination of inputs may be assigned. A group alarm is signalled if any of the assigned inputs is in alarm. This facility allows simple sharing of this unit among several subsystems, with an alarm output for each subsystem.

The unit may be configured either via the RC&M port, or through a standard 10/100baseT network port. The network interface supports both Telnet and a standard web browser. All configuration data is retained in non-volatile memory, and thus if RC&M is not required the unit may be configured from a laptop or similar. Each of the eight inputs may be configured as a simple level alarm, or a window-based alarm.


The unit includes a front panel display showing the alarm status of each input and group, and the power supply status.

SPECIFICATION

- Physical: 19" rack, 1U high, 260mm deep (excluding connectors).
- Power: 90-250V a.c., 50VA max. Redundant power feed (dual power supplies)
- Front Panel: Polycarbonate laminate showing alarm status for each channel and group, summary alarm, power supply status.
- IF Input: Eight inputs
50Ω or 75Ω BNC 50-200MHz (useable 10-250MHz).
Measurable input range -60dBm to +0dBm.
Typical absolute measurement accuracy ±1.0dBm
Typical relative accuracy ±0.3dBm
- Host Serial: 4-wire RS-422/RS-485, fixed 9600,7,e,1. Supports "Printable ASCII" and "STX/ETX" protocols for configuration and remote access.
- Network: 10/100BaseT RJ-45. Used for configuration via Telnet or web browser
- Channel Alarm: Configurable for each individual channel. Either:
a) Simple level alarm if above or below threshold
or b) Window-based alarm if inside or outside level band
Alarm output per channel - volt-free relay contact rated 30V d.c. 0.1A
Programmable debounce time for alarm - 0 - 255 seconds in 1 second increments.
- Group Alarm: Four groups
Any combination of inputs may be assigned to each group.
Alarm output per group - volt-free relay contact rated 30V d.c. 0.1A
- Summary Alarm: Volt-free changeover relay contact rated 30V d.c. 0.1A.

Ordering Information


- DDA241-25 8-channel unit, 50Ω input impedance, dual power supply
DDA241-27 8-channel unit, 75Ω input impedance, dual power supply



DOUBLE D ELECTRONICS LTD

DDA241 IF Signal Level Monitor

- * 8 channels of 50-200MHz monitoring
- * -60 to 0dBm input range
- * Level or window alarm thresholds
- * Alarm relay contact for each channel
- * 50Ω and 75Ω options
- * Group alarm outputs
- * Serial and network ports
- * 1U 19" rack mount
- * Configuration via RC&M and network ports
- * Redundant power supplies
- * Summary alarm output



The DDA241 can be used for monitoring the level of up to eight IF (50-200MHz) signals, with direct level monitoring capability as well as the ability to generate level-based alarms.

Signal levels (in dBm) are available through the RC&M port. There is an option to adjust the measured value by a constant offset, so that any splitter and cable losses can be taken into account.

Each channel also has alarm threshold detection; high and low thresholds and debounce time are fully configurable.

In addition to the individual alarm channels there are four alarm groups, to each of which any combination of inputs may be assigned. A group alarm is signalled if any of the assigned inputs is in alarm. This facility allows simple sharing of this unit among several subsystems, with an alarm output for each subsystem.

The unit may be configured either via the RC&M port, or through a standard 10/100baseT network port. The network interface supports both Telnet and a standard web browser. All configuration data is retained in non-volatile memory, and thus if RC&M is not required the unit may be configured from a laptop or similar. Each of the eight inputs may be configured as a simple level alarm, or a window-based alarm.


The unit includes a front panel display showing the alarm status of each input and group, and the power supply status.

SPECIFICATION

- Physical: 19" rack, 1U high, 260mm deep (excluding connectors).
- Power: 90-250V a.c., 50VA max. Redundant power feed (dual power supplies)
- Front Panel: Polycarbonate laminate showing alarm status for each channel and group, summary alarm, power supply status.
- IF Input: Eight inputs
50Ω or 75Ω BNC 50-200MHz (useable 10-250MHz).
Measurable input range -60dBm to +0dBm.
Typical absolute measurement accuracy ±1.0dBm
Typical relative accuracy ±0.3dBm
- Host Serial: 4-wire RS-422/RS-485, fixed 9600,7,e,1. Supports "Printable ASCII" and "STX/ETX" protocols for configuration and remote access.
- Network: 10/100BaseT RJ-45. Used for configuration via Telnet or web browser
- Channel Alarm: Configurable for each individual channel. Either:
a) Simple level alarm if above or below threshold
or b) Window-based alarm if inside or outside level band
Alarm output per channel - volt-free relay contact rated 30V d.c. 0.1A
Programmable debounce time for alarm - 0 - 255 seconds in 1 second increments.
- Group Alarm: Four groups
Any combination of inputs may be assigned to each group.
Alarm output per group - volt-free relay contact rated 30V d.c. 0.1A
- Summary Alarm: Volt-free changeover relay contact rated 30V d.c. 0.1A.

Ordering Information


- DDA241-25 8-channel unit, 50Ω input impedance, dual power supply
DDA241-27 8-channel unit, 75Ω input impedance, dual power supply



DOUBLE D ELECTRONICS LTD

DDA241 IF Signal Level Monitor

- * 8 channels of 50-200MHz monitoring
- * -60 to 0dBm input range
- * Level or window alarm thresholds
- * Alarm relay contact for each channel
- * 50Ω and 75Ω options
- * Group alarm outputs
- * Serial and network ports
- * 1U 19" rack mount
- * Configuration via RC&M and network ports
- * Redundant power supplies
- * Summary alarm output



The DDA241 can be used for monitoring the level of up to eight IF (50-200MHz) signals, with direct level monitoring capability as well as the ability to generate level-based alarms.

Signal levels (in dBm) are available through the RC&M port. There is an option to adjust the measured value by a constant offset, so that any splitter and cable losses can be taken into account.

Each channel also has alarm threshold detection; high and low thresholds and debounce time are fully configurable.

In addition to the individual alarm channels there are four alarm groups, to each of which any combination of inputs may be assigned. A group alarm is signalled if any of the assigned inputs is in alarm. This facility allows simple sharing of this unit among several subsystems, with an alarm output for each subsystem.

The unit may be configured either via the RC&M port, or through a standard 10/100baseT network port. The network interface supports both Telnet and a standard web browser. All configuration data is retained in non-volatile memory, and thus if RC&M is not required the unit may be configured from a laptop or similar. Each of the eight inputs may be configured as a simple level alarm, or a window-based alarm.

The unit includes a front panel display showing the alarm status of each input and group, and the power supply status.

SPECIFICATION

- Physical: 19" rack, 1U high, 260mm deep (excluding connectors).
- Power: 90-250V a.c., 50VA max. Redundant power feed (dual power supplies)
- Front Panel: Polycarbonate laminate showing alarm status for each channel and group, summary alarm, power supply status.
- IF Input: Eight inputs
50Ω or 75Ω BNC 50-200MHz (useable 10-250MHz).
Measurable input range -60dBm to +0dBm.
Typical absolute measurement accuracy ±1.0dBm
Typical relative accuracy ±0.3dBm
- Host Serial: 4-wire RS-422/RS-485, fixed 9600,7,e,1. Supports "Printable ASCII" and "STX/ETX" protocols for configuration and remote access.
- Network: 10/100BaseT RJ-45. Used for configuration via Telnet or web browser
- Channel Alarm: Configurable for each individual channel. Either:
a) Simple level alarm if above or below threshold
or b) Window-based alarm if inside or outside level band
Alarm output per channel - volt-free relay contact rated 30V d.c. 0.1A
Programmable debounce time for alarm - 0 - 255 seconds in 1 second increments.
- Group Alarm: Four groups
Any combination of inputs may be assigned to each group.
Alarm output per group - volt-free relay contact rated 30V d.c. 0.1A
- Summary Alarm: Volt-free changeover relay contact rated 30V d.c. 0.1A.

Ordering Information

- DDA241-25 8-channel unit, 50Ω input impedance, dual power supply
DDA241-27 8-channel unit, 75Ω input impedance, dual power supply